


REGTECH
DATAHUB

Maj 2024



für Regulatorischen Daten

DKF 2024
07.05.2024
Hotel Sofitel Bayerpost in München

REGTECH | DATAHUB

Wie hat Spotify das Musikgeschäft verändert?

- Gesammelte digitale Musik
- Leicht zugänglich
- Einfache Bezahlung

Woran glauben wir?

- Einfachheit
- Innovation
- Wertschöpfung

Wie wird die Zukunft sein?

- Daten werden eine Commodity sein
- Globales regulering werden sich angleichen

Verlierer:

- Anspruch auf Exklusivität
- Proprietäre Technologie
- Monopol-Ansatz bei Verträ



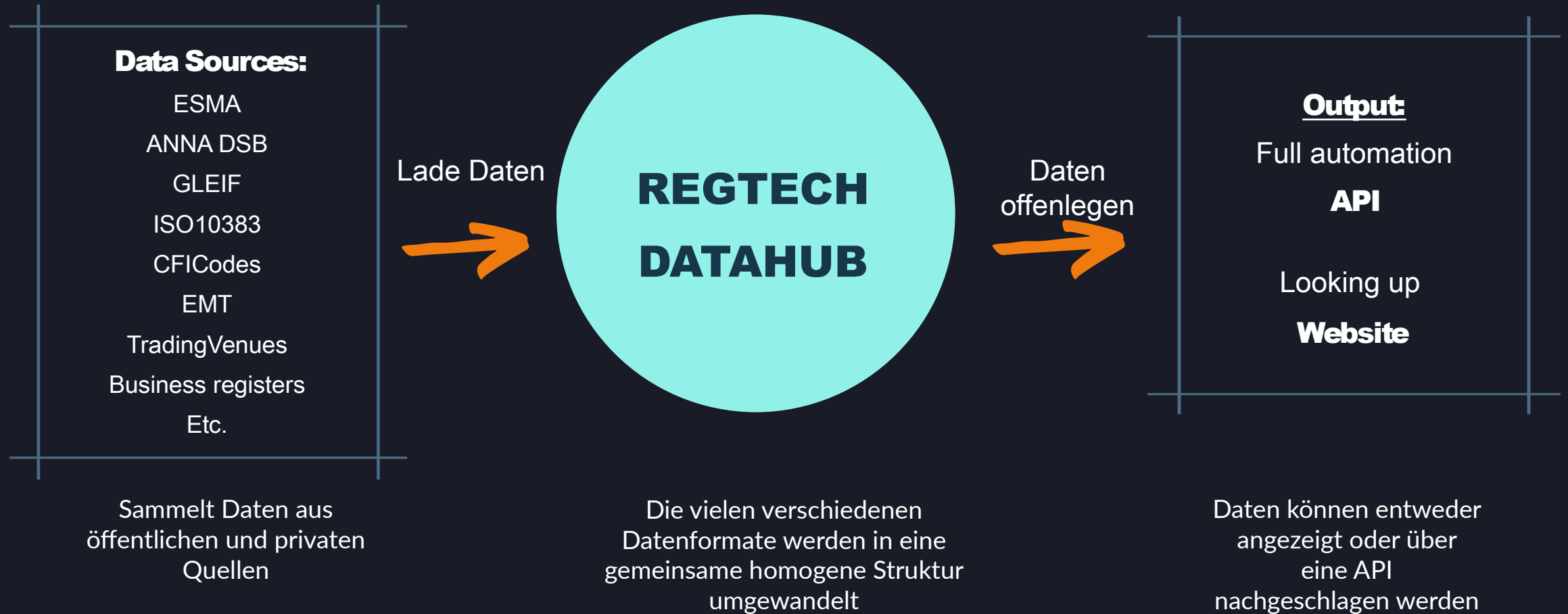
Gewinner: Der Kunde ist König



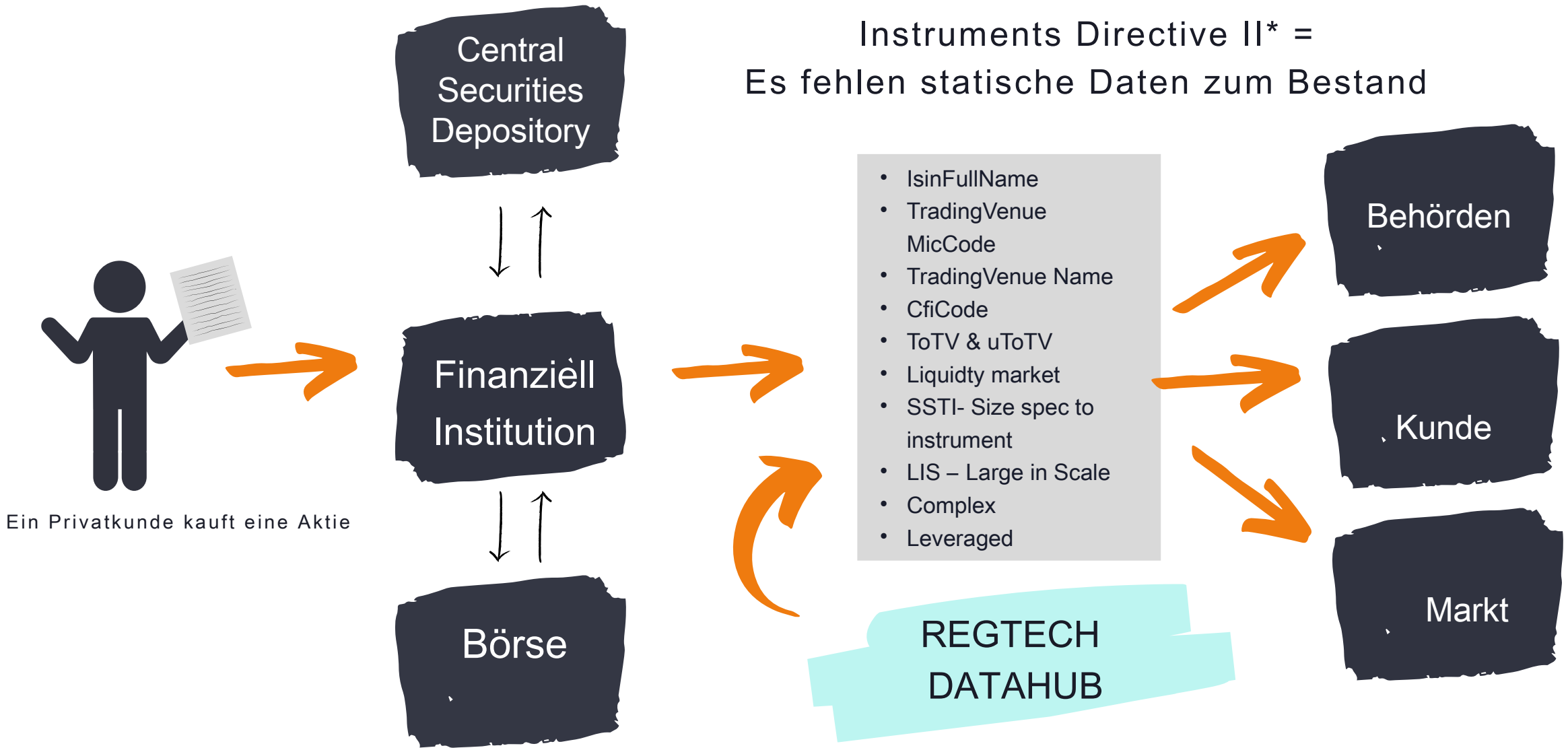
Was ist bereits
verfügbar?

- ANNA-DSB 125 Mio. Derivate
- ESMA 80 Mio. Wertpapiere
- Gleif 2,6 Unternehmen

REGTECH DATAHUB

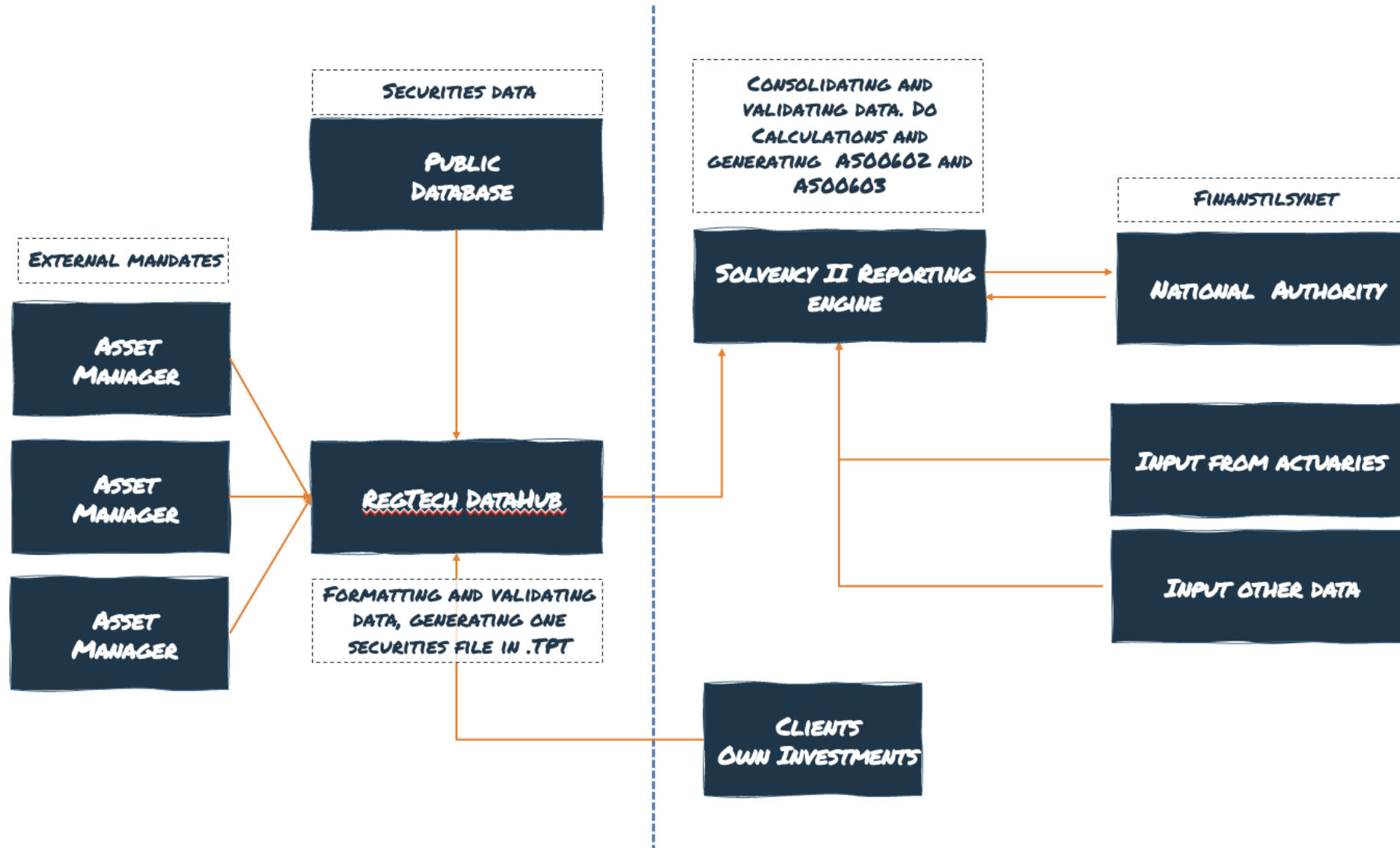


EU directive Markets in Financial Instruments Directive II* = Es fehlen statische Daten zum Bestand



Allgemein bekannt als MiFID II: Neue EU-Richtlinien verpflichten Banken, spezifische Datenpunkte zu einzelnen börsennotierten Aktien bereitzustellen

Der RegTech DataHub im Kontext der Solvency II-Wertschöpfungskette



Sobald CSRD-Daten verfügbar sind, werden wir die 14 PAIs zur individuellen ISIN im RegTech DATAHUB hinzufügen

REGTECH DATAHUB enthält Daten zu Emittenten, deren Mutterunternehmen sowie zahlreiche Referenzdaten zu den einzelnen Wertpapieren

Ultimate Parent

Issuer

- **ISIN**
- IsinFullName
- CfiCode
- ToTV & uToTV
- Issuer LEI
- Issuer Name
- UltimateParent LEI
- UltimateParent Name
- CIC
- NACE

- GHG emissions (Scope 1, 2, 3 and total)
- Carbon footprint
- GHG intensity of investee companies
- Exposure to companies active in the fossil fuel sector
- Share of non-renewable energy consumption and production
- Energy consumption intensity per high impact climate sector
- Activities negatively affecting biodiversity sensitive areas
- Emissions to water
- Hazardous waste ratio
- Unadjusted gender pay gap
- Board gender diversity
- Exposure to controversial weapons GHG Intensity
- Investee countries subject to social violations
- Deforestation
- Supplier Codes of Conduct


Richtlinie zur nichtfinanziellen Berichterstattung (NFRD) 2014

Die Corporate Sustainability Reporting Directive (CSRD) 2024-26

Daten Beispiele

A	B	D	E	F	G	I	J	K	L	M	N	O	P	Q	R	S	T	
SIN	Name	Revenue	Revenue (MEUR)	PAI1	PAI2	PAI3	PAI4	PAI5	PAI6	PAI7	PAI8	PAI9	PAI10	PAI11	PAI12	PAI13	PAI14	
		MDKK	2022	Total GHG Emissions (PAI1.1+PAI1.2+PAI1.3) TON	Carbon Footprint (PAI1.4/EVIC) pr MEUR	GHG Intensity of Investee Companies (PAI1.4/Revenue)	Share of investments in companies in the fossil fuel sector	Share of non-renewable energy consumption and non-renewable energy production of investee companies from non-renewable energy sources compared to renewable energy sources, expressed as a percentage	Energy consumption in GWh per million EUR of revenue of investee companies, per high impact climate sector	Share of investments in investee companies with sites/operations located in or near to biodiversity sensitive areas where activities of those investee companies negatively affect those areas	Tonnes of emissions to water generated by investee companies per million EUR invested, expressed as a weighted average	Tonnes of hazardous waste generated by investee companies per million EUR invested, expressed as a weighted average	Share of investments in investee companies that have been involved in violations of the UNGC principles or OECD Guidelines for Multinational Enterprises	Share of investments in investee companies which are not compliant to Guidelines for Multinational Enterprises	Average unadjusted gender pay gap of investee companies	Average ratio of female to male board members in investee companies (women as % of total)	Share of investments in investee companies involved in the manufacture or selling of controversial weapons	
DK0060946788	AMBU B	4775	640,047826	1265200	N/A	1976,73	N/A	N/A	N/A	N/A	N/A	N/A	N/A	N/A	N/A	N/A	N/A	
DK0060227585	A.P. Møller - Mærsk	351851	47162,61102	79422000	1429,713236	1497,00	No exposure	97%	2,280	0	N/A	218000	0	compliant	N/A	0,33	NO	
DK0015998017	Bavarian Nordic	7062	946,6005753	97700000	N/A	728900,00	N/A	N/A	N/A	N/A	N/A	321,401	N/A	N/A	N/A	38,46%	N/A	
DK0010181759	Carlsberg B	73585	9863,438592	308000	N/A	30903,00	No exposure	N/A	0,152	0	N/A	N/A	0	compliant	N/A	N/A	no	
DK0060227585	Chr. Hansen Holding	9950	1333,712224	N/A	N/A	N/A	N/A	N/A	N/A	N/A	N/A	N/A	N/A	N/A	N/A	N/A	N/A	
DK0060448595	Coloplast B	24500	3284,015023	197000	N/A	59199,00	No exposure	78%	0,168	0	N/A	16,04	0	compliant	5,00%	33,33%	no	
DK0010274414	Danske Bank	101656	13626,11556	92920	24776,38607	1015,00	no exposure	53%	0,005	0	0	0	0	compliant	21,00%	0,38	no	
DK0060738599	Demant	21601	2895,428919	854244	N/A	295,03	N/A	N/A	N/A	N/A	N/A	N/A	N/A	N/A	N/A	N/A	0,4	N/A
DK0060079531	DSV	150785	20211,43695	12652000	N/A	625,98	N/A	N/A	1,484	N/A	N/A	321401	N/A	N/A	N/A	N/A	0,4	N/A
DK0010234467	FLSmidth & Co.	24106	3231,2027	43452000	N/A	13447,62	N/A	N/A	N/A	N/A	N/A	789	N/A	N/A	N/A	N/A	N/A	
DK0010272202	Genmab	16474	2208,19851	147721	N/A	3,04	N/A	N/A	N/A	N/A	N/A	N/A	N/A	N/A	N/A	N/A	N/A	
DK0010272632	GN Store Nord	12574	1685,436935	350645	N/A	208,04	N/A	N/A	0,031	N/A	N/A	N/A	N/A	N/A	N/A	N/A	0,5	N/A
DK0060542181	ISS	20400	2734,445162	1646086	N/A	159504,00	no exposure	N/A	0,003	0	N/A	N/A	0	compliant	N/A	55,56%	no	
DK0010307958	Jyske Bank	28970	3883,180213	2008617	N/A	515408,00	N/A	N/A	0,005	0	0	N/A	0	compliant	13,79%	25,00%	no	
DK0061804697	Lundbeck	19912	2669,032945	144627	N/A	54,19	N/A	N/A	N/A	0	N/A	N/A	N/A	N/A	N/A	N/A	N/A	
DK0060952919	Netcompany	6078	814,7038087	722297	N/A	0,46	N/A	52,8%	16,903	N/A	N/A	N/A	0	compliant	N/A	N/A	0,4	N/A
DK0060534915	Novo Nordisk B	611709	81994,34881	3831000	1141569,86	46676,00	No exposure	51%	0,000	yes	N/A	0,084	0	compliant	N/A	45,45%	no	
DK0060336014	Novozymes B	17899	2399,207547	787000	N/A	328,02	N/A	51%	1,221	N/A	N/A	N/A	N/A	N/A	N/A	N/A	0,3	N/A
DK0060252690	Pandora	28100	3766,56417	264543	N/A	0,40	N/A	N/A	N/A	N/A	N/A	N/A	N/A	N/A	N/A	N/A	0,43	N/A
DK0010219070	RockWool B	27400	3672,735169	1543000	239047,6145	420093,00	No exposure	N/A	N/A	N/A	N/A	5,402558	N/A	N/A	N/A	44,44%	no	
DK0060634707	Royal Unibrew	12927	1732,753559	4498	N/A	2,60	N/A	N/A	N/A	N/A	N/A	100	N/A	N/A	N/A	N/A	N/A	
DK0060495240	Simcorp	0	N/A	N/A	N/A	N/A	N/A	N/A	N/A	N/A	N/A	N/A	N/A	N/A	N/A	N/A	N/A	
DK0060636678	Tryg	39126	5244,504972	4180	N/A	0,76	N/A	N/A	0,001	0	0	N/A	0	compliant	0,042361	50,00%	no	
DK0061539921	Vestas Wind Systems	114740	15379,91362	122960	N/A	N/A	No exposure	N/A	N/A	they have	N/A	N/A	0	compliant	N/A	0,43	no	
DK0060094928	Ørsted	79255	10623,4535	11079000	N/A	1042,88	yes exposure	N/A	15,568 GWh	N/A	N/A	3000	N/A	N/A	N/A	N/A	0,5	no

Ausgewählte Kunden



REGTECH DATAHUB

bankdata

AZQORE
PARTNERS FOR TOMORROW'S
WEALTH MANAGERS

QKB

Let's make
it possible.

CMB
MONACO

VOITH

TRYG

bec
FINANCIAL
TECHNOLOGIES

EnBW
Berlin Hyp



Belfius

HANQUE
HAVILLAND

Helaba
Landesbank
Hessen-Thüringen

NIBC

BANKINVEST

EFG

BAWAG
PSK

Swedbank

Velliv

PFA



ING

LBEBW
Asset Management

DZ PRIVATBANK

Partners



Enabling global identity
Protecting digital trust





REGTECH
DATAHUB

Lars Christiansen, CEO

+45 2993 4678

lc@regtechdatahub.com

Warum Regtech Datahub?

90 % der dänischen Banken nutzen RegTech Datahub.

Mehrere nordische Versicherungsunternehmen nutzen RegTech Datahub für die SolvencyII-Berichterstattung

Integration mit einem neuen Softwareanbieter im dritten Quartal 2023, was den Zugang zu mehr als 150 potenziellen Kunden ermöglicht

Auch Pensions- und Investmentfonds nutzen unsere Lösung, um qualitativ hochwertige ESG-Daten für dänische Hypothekenanleihen zu erhalten.

- 1.** Keine Einschränkungen bei der Nutzung der Daten – einfache Verwaltung und weitere Nutzung für Kunden
- 2.** Maßgeschneiderte Daten für das regulatorische Reporting –
Wir schaffen eine goldene Quelle
- 3.** Höchste Datenqualität (verifiziert durch ESMA) – wir sammeln Daten von der Behörde
- 4.** Einfacher Zugriff auf Daten (könnte nativ sein – Rest-API). Vollständige Unterstützung und einfache Integration. Konkurrenten nutzen eine umständliche Legacy-Infrastruktur
- 5.** Wettbewerbsfähige und modulare Preisstruktur